

Mayfair MARINE

2000

SPARE PARTS

2026

Email: spares@mayfairmarine.com.au

Ph: 07 3277 7322

www.mayfairmarine.com.au

Table of Contents

| | |
|--------------------------------------|-------------------|
| BOLTS | <i>Page 4</i> |
| NUTS | <i>Page 5</i> |
| WASHERS | <i>Page 5</i> |
| U-BOLT | <i>Page 6</i> |
| COUPLING & COMPONENTS | <i>Page 7</i> |
| LIGHTING & ELECTRICAL | <i>Page 8</i> |
| EXTENDED DRAWBARS & COMPONENTS | <i>Page 9</i> |
| SAFETY CHAINS | <i>Page 10</i> |
| JOCKEY WHEELS & FITTINGS | <i>Page 11</i> |
| MOTOR SUPPORTS & BRACKETS | <i>Page 12</i> |
| SPARE WHEELS & CARRIERS | <i>Page 13</i> |
| MANUFACTURED PARTS | <i>Page 14-15</i> |
| TAIL LIGHT BRACKETS | <i>Page 16</i> |
| WOOD YOKE | <i>Page 17</i> |
| TSA/AXLE COMPONENTS | <i>Page 18</i> |
| WOBBLE ROLLER RACK ASSEMBLIES | <i>Page 19</i> |
| CRADLE COVERS | <i>Page 20</i> |
| ROLLERS | <i>Page 21</i> |
| SKIDS | <i>Page 22</i> |
| AXLES | <i>Page 23</i> |
| MUD GUARDS | <i>Page 24</i> |
| MUD FLAPS | <i>Page 25</i> |
| WHEEL ASSEMBLIES | <i>Page 26</i> |
| HUB FITTINGS | <i>Page 27</i> |
| HUBS | <i>Page 28</i> |
| BEARINGS & SEALS | <i>Page 29</i> |
| SPRINGS | <i>Page 30</i> |
| MECHANICAL CALIPERS & BRAKE FITTINGS | <i>Page 31</i> |
| HYDRAULIC BRAKES & FITTINGS | <i>Page 32</i> |
| SPRING KITS | <i>Page 33</i> |
| WINCH | <i>Page 34</i> |
| WINCH POST TOPS | <i>Page 35</i> |
| WINCH POST BOTTOM | <i>Page 36</i> |
| ALLOY PARTS | <i>Page 37-38</i> |

BOLTS

| STOCK CODE | DESCRIPTION |
|------------|--|
| 3892 | BOLT M10 x 40 SS316 |
| 3894 | BOLT M12 x 110 SS316 |
| 3895 | BOLT M12 x 170 SS316 |
| 3896 | 1/2 x 1 1/2 316 BOLT |
| 3899 | BOLT M10 x 30 SS316 |
| 4000 | BOLT - 1/4 x 1 UNC STAINLESS STEEL |
| 4005 | BOLT - 1/4 x 1 1/2 UNC STAINLESS STEEL |
| 4008 | BOLT - 1/4 x 2 1/4 UNC STAINLESS STEEL |
| 4015 | BOLT - 3/8 x 1 BSW MECH. GAL. |
| 4020 | BOLT - 3/8 x 3 BSW MECH. GAL. |
| 4025 | BOLT - 3/8 x 3 1/2 BSW MECH. GAL. |
| 4030 | BOLT - 3/8 x 4 BSW MECH. GAL. |
| 4040 | BOLT - 1/2 x 2 BSW MECH. GAL. |
| 4041 | BOLT - 1/2 x 2 UNC GRADE 8 |
| 4045 | BOLT - 1/2 x 2 1/2 BSW MECH. GAL. |
| 4046 | BOLT - 1/2 x 2 1/2 UNC GRADE 8 |
| 4060 | BOLT - 1/2 x 4 BSW MECH. GAL. |
| 4081 | BOLT - 1/2 x 4 1/2 UNC GR8 GAL. |
| 4075 | BOLT - 1/2 x 5 1/2 BSW MECH. GAL. |
| 4080 | BOLT - 1/2 x 6 BSW MECH. GAL. |
| 4136 | BOLT - 5/8 x 2 UNC GRADE 8 |
| 4145 | BOLT - 5/8 x 7 UNC HIGH TENSILE MECH. GAL. |
| 4150 | BOLT - M8 x 70 MECH. GAL. |
| 4168 | BOLT - 1/2 x 3 1/2 UNC HIGH TENSILE MECH. GAL. |
| 4181 | BOLT - 7/16 x 1 1/4 UNF G8 GAL. |
| 5250 | BOLT - SETSCREW SQ HEAD 1/2 x 1 1/4 BSW MECH. GAL. |
| 127930 | BOLT - SHACKLE 9/16 x 3 1/2 UNF MECH. GAL. |

NUTS

| STOCK CODE | DESCRIPTION |
|------------|-------------------------------------|
| 2128 | NUT - M12 NYLOC STAINLESS STEEL |
| 3993 | NUT - M10 NYLOC STAINLESS STEEL |
| 4705 | NUT - 3/8 BSW MECH. GAL. |
| 4711 | NUT - 1/2 BSW MECH. GAL. |
| 4718 | NUT - M8 NYLOC |
| 4720 | NUT - 3/8 BSW NYLOC MECH. GAL. |
| 4725 | NUT - 1/2 BSW NYLOC MECH. GAL. |
| 4730 | NUT - 9/16 UNF NYLOC MECH. GAL. |
| 4755 | NUT - 1/2 UNC NYLOC MECH. GAL. |
| 4770 | NUT - 1/4 UNC NYLOC STAINLESS STEEL |
| 4780 | NUT - 7/16 UNF CHROME SUIT HOLDEN |
| 4785 | NUT - 1/2 UNF CHROME SUIT FORD |


WASHERS

| STOCK CODE | DESCRIPTION |
|------------|------------------------------------|
| 3990 | FLAT WASHER M12 x 32 SS316 |
| 3991 | 10 x 21 FLAT WASHER SS316 |
| 4890 | WASHER - 3/16 FLAT STAINLESS STEEL |
| 4896 | WASHER - 1/4 FLAT STAINLESS STEEL |
| 4900 | WASHER - 3/8 FLAT COATED |
| 4905 | WASHER - 7/16 FLAT COATED |
| 4910 | WASHER - 1/2 FLAT COATED |
| 4925 | WASHER - M20 ENG FLAT PLAIN |
| 4930 | WASHER - 3/4 FLAT COATED |
| 4931 | WASHER - 3/4 SPECIAL GAL. |
| 4935 | WASHER - 7/8 FLAT COATED |
| 5000 | WASHER - 3/8 SPRING COATED |
| 5005 | WASHER - 7/16 SPRING COATED |
| 5010 | WASHER - 1/2 SPRING COATED |
| 5105 | SPLIT PIN M4 x 32 STAINLESS |
| 5310 | RIVET - 3/8 x 4mm SUIT VIN PLATE |
| 5351 | POP RIVET 73STST6-8 STAINLESS |

U-BOLT

| STOCK CODE | DESCRIPTION (DIAMETER x WIDTH x LENGTH) |
|------------|---|
| 3995 | U BOLT - 80 x 100 x M10 SS316 |
| 3997 | U BOLT - 80 x 110 x M12 SS316 |
| 3998 | U BOLT - 102 x 127 x M2 SS316 |
| 4330 | U BOLT - 1/2 x 2 x 3 SQUARE |
| 4340 | U BOLT - 1/2 x 3 x 3 SQUARE |
| 4350 | U BOLT - 1/2 x 4 x 3 SQUARE |
| 4400 | U BOLT - 1/2 x 2 x 4 SQUARE |
| 4410 | U BOLT - 1/2 x 3 x 4 SQUARE |
| 4430 | U BOLT - 1/2 x 2 1/4 x 4 1/2 SQUARE |
| 4440 | U BOLT - 1/2 x 2 x 5 SQUARE |
| 4450 | U BOLT - 1/2 x 3 x 5 SQUARE |
| 4460 | U BOLT - 1/2 x 1 1/2 x 5 1/2 SQUARE |
| 4470 | U BOLT - 1/2 x 1 3/4 x 5 1/2 SQUARE |
| 4490 | U BOLT - 1/2 x 2 1/4 x 5 1/2 SQUARE |
| 4500 | U BOLT - 1/2 x 1 3/4 x 6 SQUARE |
| 4520 | U BOLT - 1/2 x 2 x 6 SQUARE |
| 4530 | U BOLT - 1/2 x 1 3/4 x 6 1/2 SQUARE |
| 4540 | U BOLT - 1/2 x 2 1/4 x 6 1/2 SQUARE |
| 4560 | U BOLT - 1/2 x 2 x 7 SQUARE |
| 4570 | U BOLT - 1/2 x 2 1/4 x 7 1/2 SQUARE |
| 4605 | U BOLT - 1/2 x 1 1/2 x 4 1/2 ROUND |

COUPLINGS & COMPONENTS



| STOCK CODE | DESCRIPTION |
|------------|---|
| 100010 | COUPLING - 3500kg ELECTRIC BRAKE |
| 100030 | COUPLING - 2000kg MECHANICAL OVERRIDE |
| 100040 | COUPLING - 2000kg SNAPLOCK |
| 100060 | COUPLING - HEAVY DUTY SUIT 70mm TOWBALL |
| 100029 | COUPLING MECH 2.5 TONNE RATED |
| 101003 | COUPLING - HEAD ADJUSTER |
| 101004 | COUPLING - TOW BALL ONLY 50mm |

LIGHTING & ELECTRICAL




| STOCK CODE | DESCRIPTION |
|------------|------------------------------------|
| 105117 | TAIL LIGHT LH |
| 105118 | TAIL LIGHT RH |
| 105520 | REFLECTOR - CLEAR 78 x 38mm |
| 105530 | REFLECTOR - AMBER 78 x 38mm |
| 105801 | CONNECTOR - HEAVY DUTY 7 PIN ROUND |
| 105124 | SIDE LIGHT AMBER/RED |
| 105123 | 3 WAY CONNECTOR |
| 105120 | 4MTR LIGHT CABLE |
| 105127 | 5MTR LIGHT CABLE |
| 105126 | 5.6MTR LIGHT CABLE |
| 105121 | 6MTR LIGHT CABLE |
| 105128 | 7MTR LIGHT CABLE |
| 105119 | 8MTR LIGHT CABLE |
| 105131 | 10MTR LIGHT CABLE |
| 105116 | LARGE ROUND PLUG |
| 105114 | 7 PIN FLAT PLUG |
| 105115 | 7 PIN ROUND PLUG |

EXTENDED DRAWBARS & COMPONENTS



| STOCK CODE | DESCRIPTION |
|------------|--------------------------------------|
| EX110ADD | EXTENDED BEACH LAUNCH DRAW BAR 3 x 2 |
| EX111ADD | EXTENDED BEACH LAUNCH DRAW BAR 4 x 2 |
| EX417ADD | BEACH LAUNCH DRAWBAR RSX 4 x 2 |

SAFETY CHAINS




| STOCK CODE | DESCRIPTION |
|------------|------------------------------------|
| 110000 | SAFETY CHAIN 10mm (PER METRE) GAL. |
| 128405 | TURNBUCKLE - EYE/EYE 1/2" GAL. |
| 135071 | D' SHACKLE RATED 10mm |
| 135072 | D' SHACKLE RATED 13mm |
| 121004 | 10mm RATED CHAIN |
| 110003 | 13mm RATED CHAIN |
| 110006 | 13mm RATED CHAIN YELLOW |
| CPL8-23 | SAFETY CHAIN 8mm GAL. |

JOCKEY WHEELS & FITTINGS



| STOCK CODE | DESCRIPTION |
|------------|------------------------------|
| 110123 | JOCKEY WHEEL - GAL. MEHER 6" |
| 110400 | JOCKEY WHEEL - 6" KNOTT |
| 110401 | JOCKEY WHEEL - 8" KNOTT |

MOTOR SUPPORTS & BRACKETS




| STOCK CODE | DESCRIPTION |
|------------|---|
| 565075 | MOTOR SUPPORT BRACKET - KEYHOLE - WELD ON |
| 112520 | BRACKET - BOLT ON SUIT 50 x 25mm |
| 112530 | BRACKET - BOLT ON SUIT 50 x 50mm |
| 112540 | BRACKET - BOLT ON SUIT 75 x 50mm |
| 112570 | MULTI ROLLER RE |

SPARE WHEELS & CARRIERS



| STOCK CODE | DESCRIPTION |
|------------|--|
| EX050ADDG | 13" MULTI FIT GALVANISED WHEEL & CARRIER |
| EX050ADDA | 14" MULTI FIT GALVANISED WHEEL & CARRIER |
| EX050ADD1 | 13" 155 HT PREDATOR BLACK ALLOY WHEEL & CARRIER |
| EX051ADD | 13" 165 HT PREDATOR BLACK ALLOY WHEEL & CARRIER |
| EX048ADD | 14" 185 HT/FD PREDATOR BLACK ALLOY WHEEL & CARRIER |
| EX0482ADD | 14" 195 FD PREDATOR BLACK ALLOY WHEEL & CARRIER |
| 112650 | SPARE WHEEL CARRIER ONLY SMALL 13" HT |
| EX053ADD | SPARE WHEEL CARRIER ONLY LARGE 14" HT OR FORD |
| 112670 | SPARE WHEEL CARRIER ONLY WITH DISC HUB HT OR FORD |

MANUFACTURED PARTS




| STOCK CODE | DESCRIPTION |
|------------|--|
| 115010 | STEM - SUIT 16mm SPINDLE 180 x 18mm SQ |
| 115210 | BRACKET - TANDEM KEEL SUIT 200mm ROLLER & 16mm SPINDLE |
| 115400 | BRACKET - KEEL ROLLER WITH STEM 115mm |
| 115610 | WOBBLE ROLLER ARM STANDARD |
| 115611 | WOBBLE ROLLER ARM CONICAL |
| 115614 | WOBBLE ROLLER ARM WHITLEY |
| 115615 | WOBBLE ROLLER ARM DUAL (WOBBLE + WOBBLE) |
| 115616 | WOBBLE ROLLER ARM DUAL (CONICAL + WOBBLE) |
| 115630 | PIVOT BLOCK |
| 115640 | PIVOT BLOCK STEM 40mm RHS |
| 115680 | MOUNTING ARM - 2 LUGS 50 x 50 x 610mm |
| 115681 | MOUNTING ARM - 2 LUGS 50 x 50 x 610mm SMALL LUG |
| 115690 | MOUNTING ARM - 3 LUGS 50 x 50 x 610mm |
| 115700 | MOUNTING ARM - 3 LUGS 75 x 50 x 610mm |

MANUFACTURED PARTS



| STOCK CODE | DESCRIPTION |
|------------|--|
| 115701 | MOUNTING ARM - 3 LUGS 75 x 50 x 610 SMALL LUGS |
| 115710 | MOUNTING ARM - 3 LUGS 75 x 50 x 800mm |
| 128976 | TANDEM GUARD SUPPORT H/DUTY |
| 128975 | TANDEM GUARD SUPPORT GAL. |
| 115416 | KEEL ROLLER BKT 4 1/2 |
| 115417 | KEEL ROLLER BKT 7 |
| 123612 | U BOLT PLATE 130 x 40 |
| 123611 | U BOLT PLATE 110 x 40 |
| 121010 | SPINDLE SML 145 |
| 121035 | SPINDLE LG 235 |
| 101005 | 2" WIDE BRAKE HANDLE |
| 101002 | 3" WIDE BRAKE HANDLE |
| 116011 | TSA SUIT 50x75 C CHANNEL SUIT 40mm STEM |
| 116010 | TSA SUIT 50x75 C CHANNEL STEP OUT SUIT 40mm STEM |
| 116013 | TSA SUIT 50x75 C CHANNEL SUIT 19mm STEM |
| 116012 | TSA SUIT 50x75 C CHANNEL EXTENDED SUIT 19mm STEM |

TAIL LIGHT BRACKETS




| STOCK CODE | DESCRIPTION |
|------------|---|
| 2116 | TAIL LIGHT BRACKET ALLOY L/H R/H |
| 114041 | TAIL LIGHT BRACKET H/D GAL. R/H (4 x 2) |
| 114051 | TAIL LIGHT BRACKET H/D GAL. L/H (3 x 2) |
| 114000 | TAIL LIGHT BRACKET RIGHT |
| 114010 | TAIL LIGHT BRACKET LEFT |

WOOD YOKE




| STOCK CODE | DESCRIPTION |
|------------|---|
| 115725 | BRACKET - WOBBLE ROLLER SUIT RE SERIES TRAILER |
| 115728 | BRACKET - CRADLE 50 x 50mm SUIT RE SERIES TRAILER |
| 115730 | REAR CRADLE ARM |
| 115800 | BLOCK RUBBER 65mm |
| 115901 | WOOD YOKE - SUIT RE TRAILERS |
| 115920 | WOOD YOKE - 200 x 40 x 40mm RHS |
| 115921 | WOOD YOKE - 270 x 40 x 40mm RHS EXTENDED SUIT RT500 + RT600 SERIES TRAILER |
| 115922 | WOOD YOKE - 270 x 40 x 40mm RHS ANGLED EXTENDED SUIT RT500 + RT600 SERIES TRAILER |
| 115940 | WOOD YOKE - 225 x 18mm SQUARE SOLID ANGLED |
| 115945 | WOOD YOKE - SUIT TC ARM |

TSA/AXLE COMPONENTS




| STOCK CODE | DESCRIPTION |
|------------|---|
| 116100 | TSA - 50 x 25 x 75mm SUIT 19mm STEM |
| 106105 | TSA - 50 x 50 x 75mm SUIT 19mm STEM |
| 106110 | TSA - 50 x 50 x 150mm SUIT 18mm STEM |
| 116130 | TSA - 50 x 50 x 125mm SUIT 40mm STEM |
| 116135 | TSA - 75 x 50 x 125mm SUIT 40mm STEM |
| 116137 | TSA - 75 x 50 x 125mm SUIT 40mm STEM EXTENDED |
| 116145 | TSA - 50 x 25 x 150mm SUIT 18mm STEM |
| 116150 | TSA - 75 x 50 x 75mm SUIT 18mm STEM |
| 116190 | TSA - 50 x 50 x 125mm SUIT 40mm STEM EXTENDED |
| 126983 | AXLE SEAT 39mm ROUND GAL. |
| 126985 | AXLE SEAT 40 x 45mm BLACK |
| 126990 | FISH PLATE 90 x 100 x 10mm |
| 126991 | FISH PLATE 90 x 100 x 8mm |

WOBBLE ROLLER RACK ASSEMBLIES



| STOCK CODE | DESCRIPTION |
|------------|--|
| 115743 | ASSEMBLY - ROLLER RACK SUIT JETSKI LEFT |
| 115744 | ASSEMBLY - ROLLER RACK SUIT JETSKI RIGHT |

CRADLE COVERS




| STOCK CODE | DESCRIPTION |
|------------|-----------------------------------|
| 120610 | CRADLE COVER GREY 65 x 65 x 300mm |
| 120613 | CRADLE COVER GREY 52 x 52 x 500mm |
| 120614 | CRADLE COVER GREY 52 x 52 x 550mm |
| 120616 | C' CHANNEL GREY 25 x 25 x 330mm |

ROLLERS



| STOCK CODE | DESCRIPTION |
|------------|---|
| 119145 | ROLLER - KEEL HARD BLUE 115mm 17NB |
| 119045 | ROLLER - BLUE BROOKER HARD 200mm 17mm NB |
| 119063 | ROLLER - BLUE SELF CENTERING HARD 200mm 17mm NB |
| 119023 | ROLLER - GREY KEEL SOFT 115mm 17mm NB |
| 119073 | ROLLER - GREY KEEL SOFT 200mm 17mm NB |
| 120600 | ROLLER - WOBBLE GREY/BLUE |
| 120542 | ROLLER - WOBBLE GREY/RED |
| 2065 | ROLLER - 300mm DOG BONE 20mm |

SKIDS



| STOCK CODE | DESCRIPTION |
|------------|--------------------------------------|
| 120627 | SKID HOLLOW 350mm |
| 120628 | SKID HOLLOW 250mm |
| 120630 | SKID - RIBBED BUNK BLUE 1500mm SOLID |
| 120689 | TRAILER STRIP BLUE 2000mm GROOVED |
| 120623 | STEEL SKID - 1900mm BLUE GROOVE |

AXLES



| STOCK CODE | DESCRIPTION |
|------------|--|
| 122305 | AXLE - 39mm x 1600mm ROUND NON-BRAKED ASSEMBLED |
| 122310 | AXLE - 39mm x 1725mm ROUND NON-BRAKED ASSEMBLED |
| 122315 | AXLE - 39mm x 1855mm ROUND NON-BRAKED ASSEMBLED |
| 122405 | AXLE - 45mm x 2005mm ROUND BRAKED MECH/HYD GAL. ASSEMBLED |
| 122420 | AXLE - 45mm x 2005mm SQUARE BRAKED MECH/HYD GAL. ASSEMBLED |
| 122441 | AXLE - 2235mm/50mm SQ OVERLAY MECH HOLLOW |
| 122503 | AXLE - 2235mm 50SQ W/LAZY HT HUBS HOLLOW OVERLAY |
| 122506 | AXLE - 2235mm 50SQ MECH HT DISC BR HOLLOW OVERLAY |
| 2050 | AXLE - TORSION (FORD) |
| 2055 | AXLE - TORSION (LANDCRUISER) |

MUD GUARDS



| STOCK CODE | DESCRIPTION |
|------------|---|
| 125218 | WASSON PLASTIC GUARD 13" |
| 125221 | WASSON PLASTIC GUARD 14" |
| 125225 | CURVED STEEL TANDEM GUARD - PAINTED WHITE |
| 125222 | ALLOY CHECKERPLATE GUARD - NARROW |
| 125223 | ALLOY CHECKERPLATE GUARD - WIDE |
| 125324 | ALLOY CHECKERPLATE GUARD - PAINTED GREY |
| 125224 | CURVED STEEL TANDEM GUARD (1600 x 220) |

MUD FLAPS



| STOCK CODE | DESCRIPTION |
|------------|----------------------------------|
| 125355 | MUD FLAP - REDCO BLUE REFLECTIVE |
| 125355T | MUD FLAP - TINKA RED REFLECTIVE |
| 125430 | MUD FLAP - STANDARD BLACK |

WHEEL ASSEMBLIES



| STOCK CODE | DESCRIPTION |
|------------|---------------------------------------|
| 125802 | WHEEL ASSY 165/13 HT GAL. 4 PLY |
| 125760 | WHEEL ASSY 165/13 HT GAL. 670kg 8 PLY |
| 125761 | WHEEL ASSY 185/14 MULTIFIT GAL. |
| 125745 | WHEEL ASSY 155/13/HT/PREDATOR |
| 125746 | WHEEL ASSY 165/13/HT/PREDATOR |
| 125891 | WHEEL ASSY 185/14" PREDATOR HT |
| 125829 | WHEEL ASSY 195/14" FORD PREDATOR |
| 125755 | WHEEL ASSY 215/14" FORD PREDATOR |

HUB FITTINGS



| STOCK CODE | DESCRIPTION |
|------------|--|
| 126500 | WHEEL STUD 7/16" UNF x 38mm HOLDEN |
| 126520 | WHEEL STUD 1/2" UNF x 38mm FORD |
| 126560 | WHEEL NUT 7/16" UNF ZINC PLATED HOLDEN |
| 4780 | WHEEL NUT 7/16" UNF CHROME HOLDEN |
| 4785 | WHEEL NUT 1/2" UNF CHROME FORD |

HUBS



| STOCK CODE | DESCRIPTION |
|------------|---|
| 126600 | HUB - DUST/GREASE CAP ONLY |
| 126650 | HUB - LAZY HOLDEN + STANDARD BEARINGS GAL. |
| 126660 | HUB - LAZY HOLDEN + SLIMLINE BEARINGS GAL. |
| 126665 | HUB - LAZY FORD + SLIMLINE BEARINGS GAL. |
| 126670 | HUB - DISC HOLDEN + STANDARD BEARINGS GAL. |
| 126680 | HUB - DISC HOLDEN + SLIMLINE BEARINGS GAL. |
| 126685 | HUB - DISC FORD + SLIMLINE BEARINGS GAL. |
| 126690 | HUB - DISC LANDCRUISER 2 TON + BEARINGS (DEMAX) |
| 126695 | HUB - LAZY LANDCRUISER 1.3 TON + BEARINGS (DEMAX) |
| 2070 | TORSION HUBS |
| 126683 | DISC 10" FORD DEE MAX |
| 2042 | US 10" TDE TOP HAT |
| 126687 | SS TOP HAT LANDCRUISER |

BEARINGS & SEALS



| STOCK CODE | DESCRIPTION |
|------------|------------------------------------|
| 127060 | BEARING - BUDDY CHROME (PAIR) |
| 127065 | BEARING - BUDDY LANDCRUISER (EACH) |
| 127080 | BEARING - SET + SEAL KIT STANDARD |
| 127090 | BEARING - SET + SEAL KIT SLIMLINE |
| 126600 | STANDARD DUST CAP |
| 127016 | BEARING SET TROJAN TORSION |
| 127095 | US BEARING KIT - FORD |
| 127096 | US BEARING KIT - LANDCRUISER |

SPRINGS



127310

127320

127330

127510

127500

127571


| STOCK CODE | DESCRIPTION |
|------------|---|
| 127310 | SLIPPER - 3 LEAF GAL. 45mm x 8mm 850kg/PAIR |
| 127320 | SLIPPER - 4 LEAF GAL. 45mm x 8mm 1100kg/PAIR |
| 127330 | SLIPPER - 5 LEAF GAL. 45mm x 8mm 1300kg/PAIR |
| 127340 | SLIPPER - 6 LEAF GAL. 45mm x 8mm 1500kg/PAIR |
| 127500 | SHACKLE OFFSET - 5 LEAF GAL. 45mm x 8mm 1300kg/PAIR |
| 127510 | SHACKLE OFFSET - 6 LEAF GAL. 45mm x 8mm 1500kg/PAIR |
| 127520 | SHACKLE OFFSET - 8 LEAF GAL. 45mm x 8mm 1900kg/PAIR |
| 127940 | NYLON BUSH 9/16" BLACK |
| 127570 | 7 LEAF OFF ROAD SPRING SET 60 x 7 |
| 127571 | 8 LEAF OFF ROAD SPRING SET 60 x 7 |

MECHANICAL CALIPERS & BRAKE FITTINGS



| STOCK CODE | DESCRIPTION |
|------------|---|
| 128020 | CALIPER - MECHANICAL |
| 128030 | CALIPER - REPLACEMENT PAD MECHANICAL (PAIR) |
| 128035 | CALIPER - REPLACEMENT PAD HYDRAULIC (PAIR) |
| 128040 | CALIPER - MOUNTING PLATE 45mm SQUARE |
| 128400 | BRAKE CABLE ADJUSTER |
| 128420 | BRAKE CABLE CLAMP |
| 128430 | BRAKE CABLE GAL. 4mm (PER METRE) |
| 128450 | BRAKE CABLE RUNNER |

HYDRAULIC BRAKES & FITTINGS



| STOCK CODE | DESCRIPTION | |
|------------|---------------------------------|---|
| 128597 | BRAIDED BRAKELINE 3/8 480mm | |
| 128603 | BRAIDED BRAKELINE 3/8 750mm | |
| 128601 | BRAIDED BRAKELINE 3/8 1000mm | |
| 128605 | BRAIDED BRAKELINE 3/8 1200mm | |
| 128588 | BRAIDED BRAKELINE 3/8 2000mm | |
| 128602 | BRAIDED BRAKELINE 3/8 4500mm | |
| 128593 | BRAIDED BRAKELINE 3/8 5000mm | |
| 128598 | BRAIDED BRAKELINE 3/8 5500mm | |
| 128600 | BRAIDED BRAKELINE 3/8 6000mm | |
| 128589 | BRAIDED BRAKELINE 3/8 6500mm | |
| 128700 | HYDRAPRO G1600 | |
| 128241 | 9AMP/HR BATTERY + BOX | |
| 128017 | TOJAN HYDRAULIC BRAKE PAD SET | |
| 128028 | BRAKEPAD SET - TIE DOWN | |
| 126684 | CALIPER SUIT 10" DEEMAXX | |
| 2037 | CALIPER + MOUNT - TIE DOWN | |
| 2071 | CALIPER - SS PISTON - TROJAN | |
| 128592 | BRASS TEE PIECE 3/8 24TPI | A |
| 128591 | 3/8 MALE TO FEMALE ELBOW | B |
| 128590 | 3/8 MALE TO 3/8 FEMALE ADAPTOR | C |
| 128810 | BUNDY TUBE RETAINING CLIP NYLON | D |
| 128240 | BREAKAWAY SWITCH | E |

SPRING KITS



| STOCK CODE | DESCRIPTION |
|------------|---|
| 129010 | KIT - 4 LEAF SLIPPER (SUIT 45mm ROUND AXLE) INCLUDES: 4 x 004631, 2 x 126984, 2 x 126990P, 2 x 127320, 2 x 127930, 2 x 004730, 2 x 128950, 2 x 128970 |
| 129020 | KIT - 5 LEAF SLIPPER (SUIT 45mm SQUARE AXLE) INCLUDES: 4 x 004470, 2 x M126985, 2 x 126990P, 2 x 127330, 2 x 127930, 2 x 004730, 2 x 128950, 2 x 128970 |
| 129030 | KIT - TANDEM 6 LEAF OFFSET SHACKLE (SUIT 45mm SQUARE AXLE) INCLUDES 8 x 004470, 14 x 127930, 14 x 004730, 4 x 127510, 2 x M128960, 8 x M127920, 4 x M126990, 2 x M128955, 4 x M126985, 2 x M128950, 2 x M127900 |

WINCH



| STOCK CODE | DESCRIPTION |
|------------|---|
| 135210 | WINCH 3:1 WEBBING |
| 135240 | WINCH 5:1, 1:1 WEBBING ATLANTIC REMOVABLE HANDLE |
| 135422 | WINCH 10:1, 5:1, 1:1 ROPE ATLANTIC |
| 135280 | WINCH 15:1, 10:1, 1:1 ROPE ATLANTIC |
| 135500 | WINCH HANDLE SUIT HEXAGONAL SHAFT |
| 135285 | FULTON XLT WINCH 1800LB |

WINCH POST TOPS





| STOCK CODE | DESCRIPTION |
|------------|--|
| 135605 | WINCH POST TOP - 2 x 2 - 50 x 50mm GAL |
| 135631 | WINCH POST TOP SIDE CHAIN |
| 128036 | EASY LAUNCH WINCH TOP & CATCH |

WINCH POST BOTTOM




| STOCK CODE | DESCRIPTION |
|------------|--|
| 135625 | WINCH POST BOTTOM - 2 x 2 - 50 x 50 x 430mm GAL |
| 135628 | WINCH POST BOTTOM - 3 x 3 RE15 & ABOVE - 50 x 50 x 530mm GAL |
| 2031 | WINCH POST BOTTOM - ALLOY SMALL |
| 2040 | WINCH POST BOTTOM - ALLOY LARGE - SUIT 4" DBAR |

ALLOY PARTS



| STOCK CODE | DESCRIPTION |
|------------|------------------------------------|
| 116216 | TSA DOUBLE CLAMP EXTENDED 3 x 3 |
| 116218 | TSA DOUBLE CLAMP 3 x 3 |
| 116242 | TSA 3 x 3 |
| 113000 | TSA EXTENDED 3 x 3 170mm "V ENTRY" |
| 113001 | TSA 3 x 3 V ENTRY BKT SQ |
| 113002 | WOOD YOKE SUIT V ENTRY |
| 113100 | TIE DOWN BKT 2 x 2 |
| 113101 | TIE DOWN BKT 3 x 3 |
| 113202 | GUARD SUPPORT BKT SML |
| 113203 | GUARD SUPPORT BKT LGE |

ALLOY PARTS



| STOCK CODE | DESCRIPTION |
|------------|-------------------------------------|
| 114127 | EAST WEST GUIDE |
| 2127 | ALLOY SIDE STEP |
| 2013 | BUNK BKT |
| 2043 | BRIDGING BKT SML |
| 2044 | BRIDGING BKT LGE |
| 135606 | SURTEES WINCH SIDE STEP |
| 113303 | FRONT BUNK BKT |
| 2024 | TRAILER PAD "KEEL ROLLER PAD" |
| 114061 | NUMBER PLATE HOLDER |
| 2109 | JOCKEY WHEEL BKT SML |
| 2110 | JOCKEY WHEEL BKT LGE |
| 115922 | WOOD YOKE EXTENDED ANGLED 40mm STEM |
| 113003 | V ENTRY BRACKET 50 x 50 |
| 113004 | REAR MOUNTING ARM BRACKET |
| 1998 | BUNK KIT SUIT TA 600 - 800 3.35 SET |
| 1995 | MANGALENE 3.6 ALLOY COVER |

Mayfair MARINE

2000

Email: spares@mayfairmarine.com.au

Ph: 07 3277 7322

www.mayfairmarine.com.au

For more information about Tinka Classic or Redco Sportsman trailers,
please contact your local dealer or visit our website.

*Specifications subject to change without notice.